

SNOWMASS TRAIL INFORMATION

ELK CAMP GONDOLA & CHAIRLIFT RIDES

Ride the Elk Camp Gondola to mid-mountain reaching nearly 10,000 feet and then continue up the Elk Camp Chairlift to the 11,325-foot summit! Mountain bikers get fired up with more than 50 miles of trails ranging from gentle roads to the challenging downhill terrain of Valhalla. More thrills can be found with a climbing wall, Eurobungy and two disc golf courses. Make sure you stop by Elk Camp, offering great meal options for families.

DAILY: June 20 - September 7, 2015

WEEKENDS: September 12-13, 19-20, 26-27

ELK CAMP GONDOLA HOURS: 10 am - 4 pm (last ride down at 4:15 pm)

ELK CAMP CHAIRLIFT HOURS: 10 am - 3 pm (last ride down at 3:15 pm)

Dates subject to change.

MOUNTAIN SAFETY

- Carry plenty of water and food.
- Bring adequate clothing; layers recommended.
- At high elevation, sunscreen is a must.
- Tell someone where you are going and when you'll return.
- Be aware of the health effects of high altitude.
- Weather conditions can change rapidly. Be alert.
- Purify any water from natural sources.
- Please be aware that wild animals, including bears and mountain lions are present on our mountains. Never approach or feed wildlife.
- Summer construction traffic and activities may be encountered at any time across all of our mountains. Please be aware and obey all warning signs.

TRAIL ETIQUETTE

- Respect all trail closures and private property.
- Never spook animals (wildlife or domestic).
- Leave gates as you found them.
- Control your bicycle.
- Bikers yield to all other users. If you are walking your bike, yield to those riding. Show respect for every trail user. Anticipate that other trail users may be around corners or in blind spots coming from opposite direction.
- Trail users are responsible for staying in control and within their abilities. We want you to enjoy the outdoors, so please read and follow all trail signs. When using the trail system, one should recognize and accept that dangers, conditions and hazards are an integral part of sports in the backcountry.
- Leave no trace behind, only footsteps. Don't litter.
- Elk Camp is a wildlife sensitive area. Dogs must be leashed at all times.

HIKING/BIKING TRAIL DESCRIPTIONS

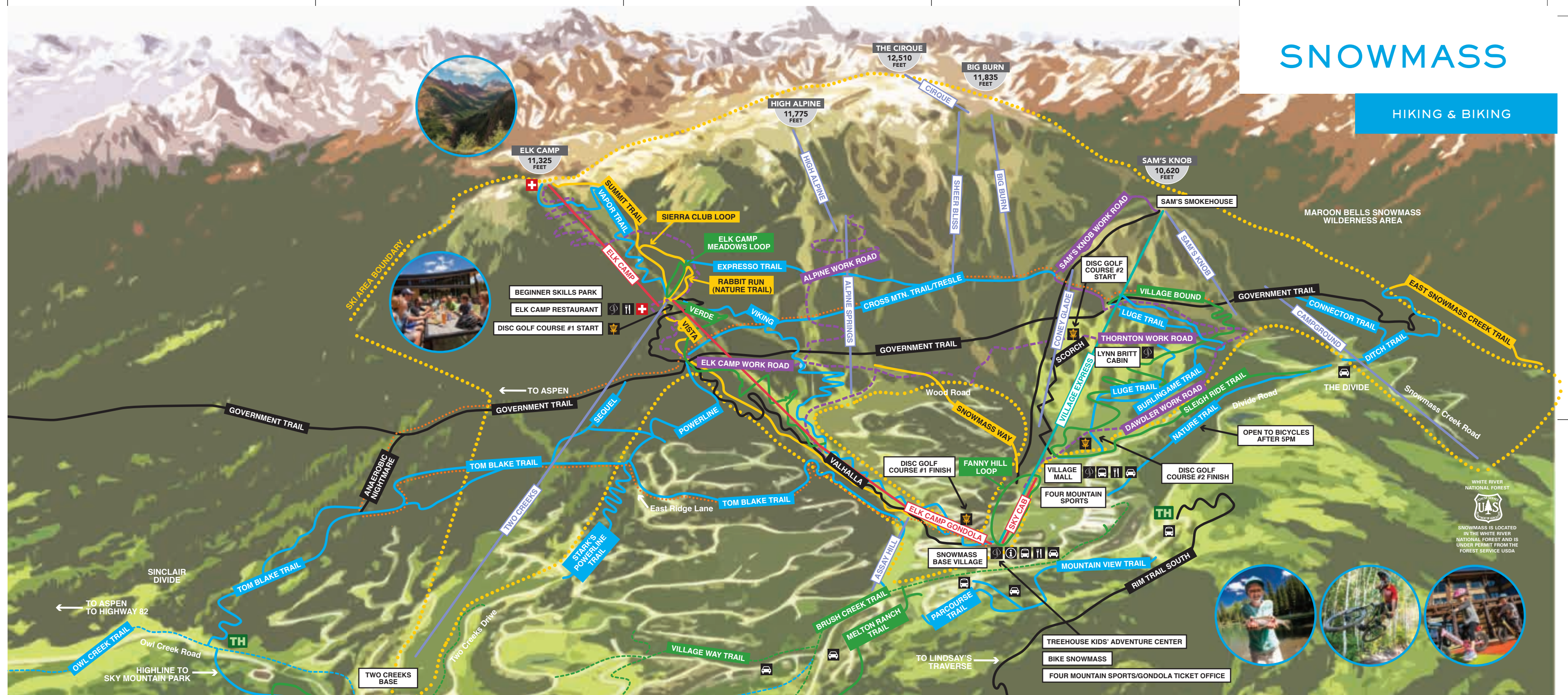
HIKING ONLY	HIKING TIME	ONE-WAY DISTANCE	DIFFICULTY
Rabbit Run	30 min.	0.7 mile	Beginner
Snowmass Way	1 hour	2.1 miles	Intermediate
Sierra Club Loop	1.5 hours	1.9 miles	Intermediate
Vista	1 hour	2.2 miles	Intermediate
Elk Camp Summit	3 hours	3.6 miles	Expert

HIKING/BIKING	ONE-WAY DISTANCE	DIFFICULTY
Village Bound	2.6 miles	Beginner/Family
Nature Trail	1.0 mile	Intermediate
Ditch Trail	0.8 mile	Intermediate
Ridge Section (Tom Blake Trail)	4.5 mile	Intermediate
Sleighride	0.8 mile	Intermediate
Expresso	1.4 miles	Intermediate
Powerline	1.5 miles	Intermediate
Sam's Knob Road	1.6 miles	Intermediate
Stark's Trail	1.6 miles	Intermediate
Connector	1.8 miles	Intermediate
Luge	1.8 miles	Intermediate
Burlingame	2.1 miles	Intermediate
Thornton Road	2.3 miles	Intermediate
Alpine Highway	2.5 miles	Intermediate
Big Burn Road	3.2 miles	Intermediate
Cross Mountain	3.2 miles	Intermediate
Elk Camp Road	4.1 miles	Intermediate
Government Trail	9 miles	Intermediate
Scorch	0.8 mile	Expert
Anaerobic Nightmare	0.9 mile	Expert
Sequel	1.2 miles	Expert
West Government Trail	1.6 miles	Expert

DOWNHILL BIKING ONLY	ONE-WAY DISTANCE	DIFFICULTY
Verde	3.8 miles	Beginner
Viking	2.7 miles	Intermediate
Vapor Trail	2.6 miles	Intermediate
Valhalla	2.75 miles	Expert

DOWNHILL BIKING ONLY	ONE-WAY DISTANCE	DIFFICULTY
Verde	3.8 miles	Beginner
Viking	2.7 miles	Intermediate
Vapor Trail	2.6 miles	Intermediate
Valhalla	2.75 miles	Expert

Rangers/Bike Patrol: 970-923-0531



SNOWMASS

HIKING & BIKING

BIKE SNOWMASS

The Elk Camp Gondola at Snowmass will get you and your bike to the beautiful midway point where you can continue up on the Elk Camp chairlift to the summit of Snowmass. Access trails of every level. A trail system covering 50 miles of terrain including gentle roads to challenging single track - novice riders and experts alike are sure to get their fill at Snowmass.

BIKE SNOWMASS PRICING

DESCRIPTION	DAILY	FULL SUMMER PASS
Elk Camp Gondola & Lift access for you and a bike	\$41	\$199
Bike Snowmass Lift access for you and a bike	\$41	\$199
Bike Snowmass Late Arrival (2 pm)	\$29	
Bike Snowmass 3-Day	\$109 (valid 3 out of 7 days)	
Premier Season Passholders*	\$10	\$59
Winter Season Passholders*	\$20	\$99

*Winter Season Passholders include Flex, Double Flex, Classic, Escape, Grade School, High School, AVSC and Mountain Collective passholders.

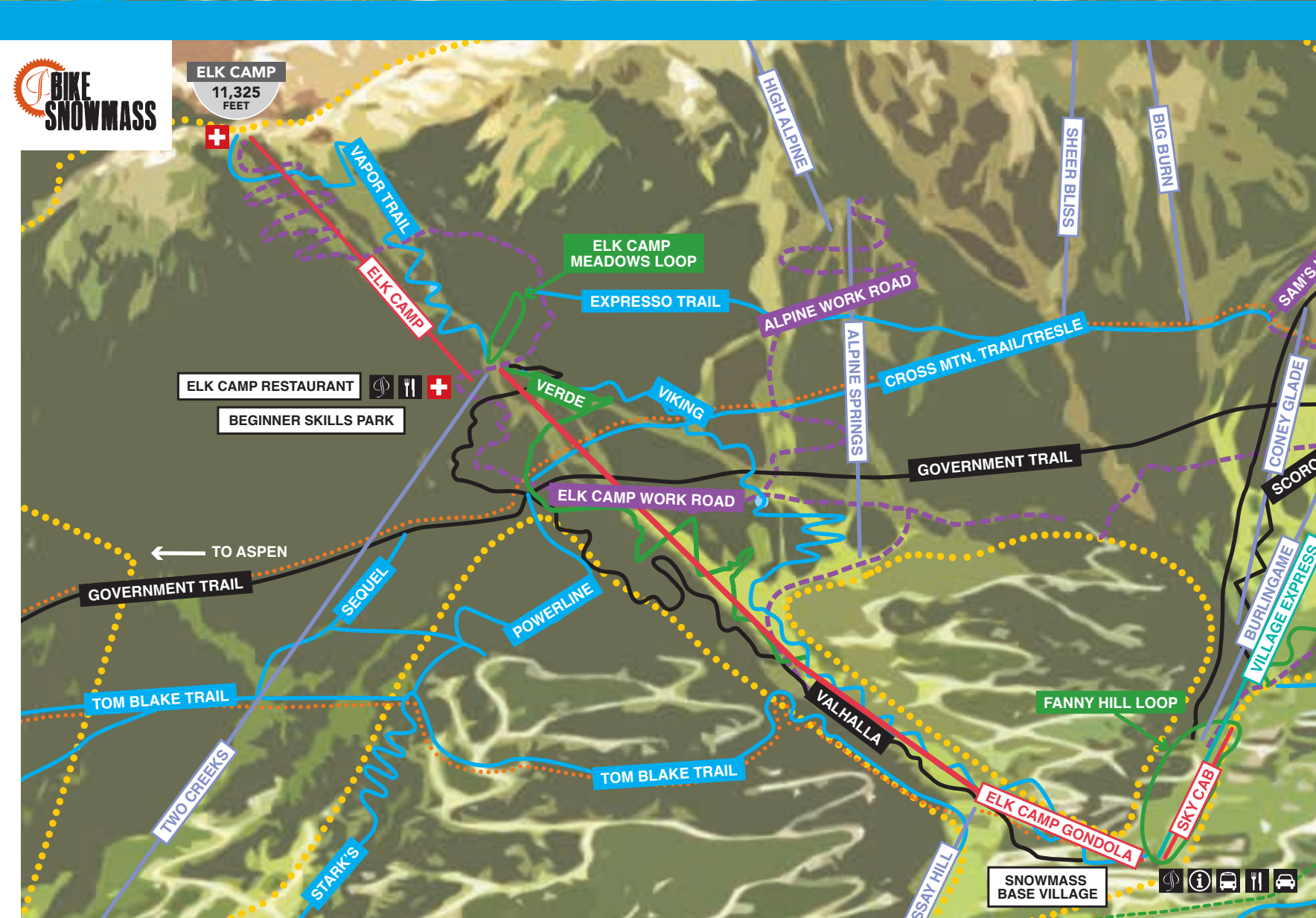
Prices subject to change. Nontransferable. Nonrefundable.

BIKING TRAIL DESCRIPTIONS

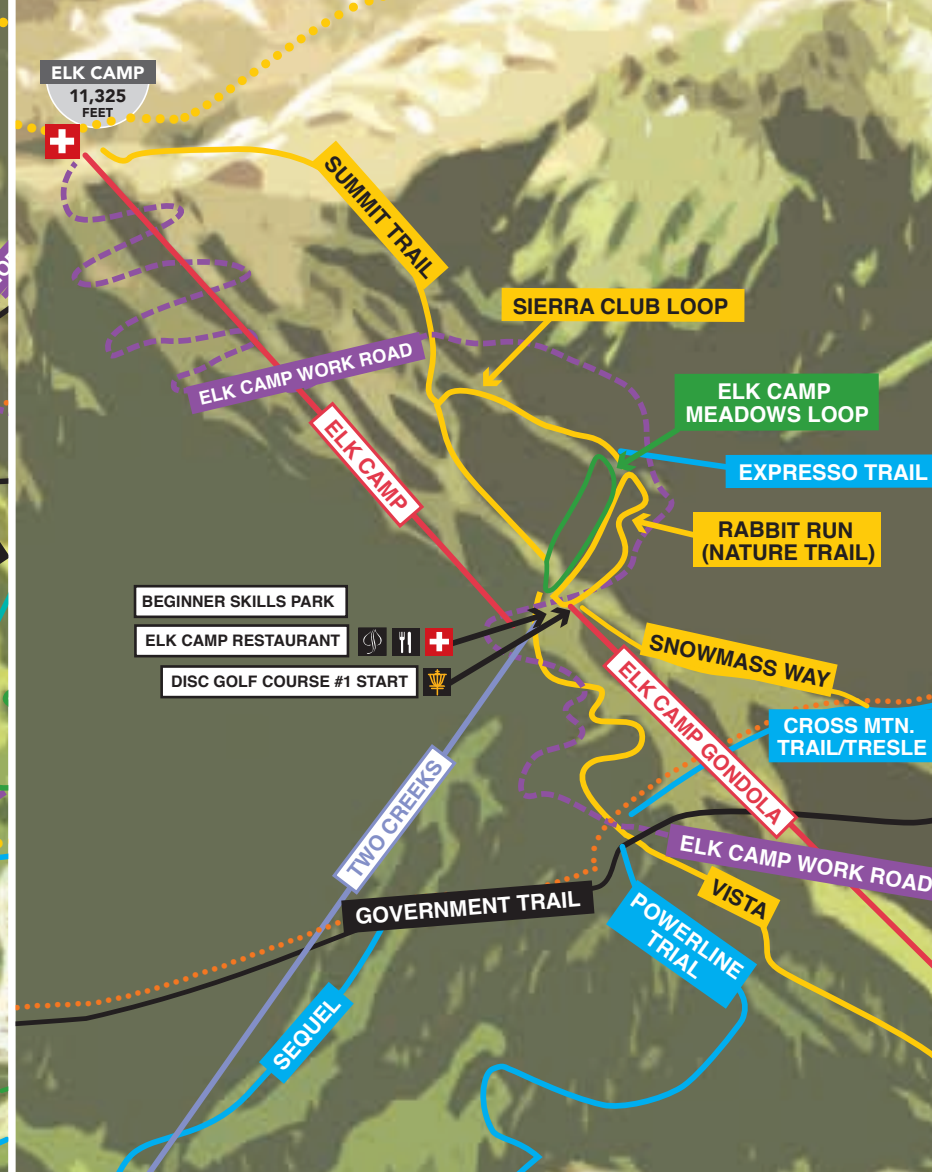
DOWNHILL BIKING ONLY	ONE-WAY DISTANCE	DIFFICULTY
Verde	3.8 miles	Beginner
Viking	2.7 miles	Intermediate
Vapor Trail	2.6 miles	Intermediate
Valhalla	2.75 miles	Expert

FOR EVERYONE'S SAFETY

- Yellow trails are hiking only
- No downhill on work roads



ELK CAMP HIKING TRAILS



LEGEND

- Beginner
- Intermediate
- Expert
- Hiking Only
- Work Road
- Paved Trails
- Cross Country Course
- Ski Area Boundary
- Summer Operational Lifts
- Part-Time Operational Lifts
- Lifts Closed for the Summer
- Trail Head
- Public Parking Area
- Bus Stop 970-923-3500
- Ranger Station - First Aid
- Disc Golf Course
- Dining
- Information/Gondola Ticket Office
- Four Mountain Sports
- Elk Camp Restaurant
- Treehouse Kids' Adventure Center

TRAIL CLOSURES

Government Trail
Opens for use on June 21st

Tom Blake/Sequel/Anaerobic
Opens for use on June 21st

The penalty for violation of the provisions is a fine of \$50.00 on the first offense.